

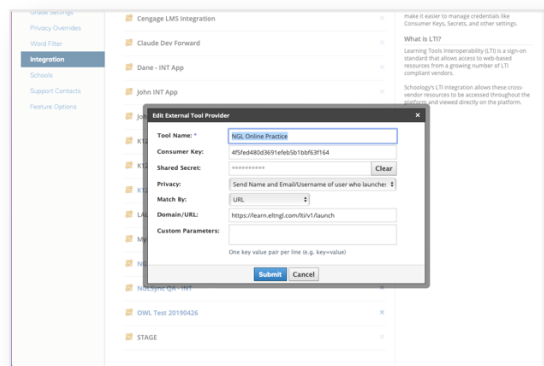
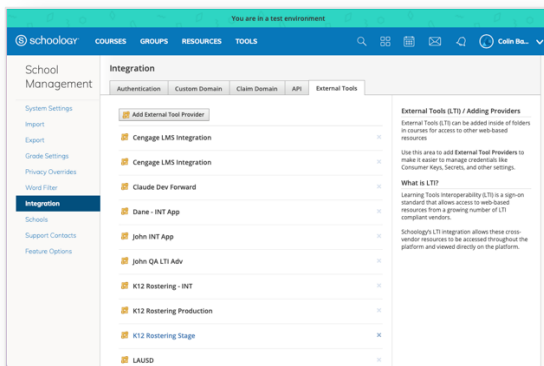


QUICK START GUIDE

National Geographic's Online Practice LMS Integration is designed to help you seamlessly integrate our digital resources within your institution's Schoology Learning Management System. This is a simple process that you should be able to complete using the steps outlined in this document. This Quick Start guide provides basic steps for setting up your LMS environment.

CONFIGURE LTI TOOL

1. Under the TOOLS menu select **School Management**. Click on **Integration**.
2. Select the **External Tools** tab and then click on **Add External Tool Provider**
 - a. Tool Name: **NGL Online Practice (recommended)**
 - b. Consumer Key: **provided in the document you were sent**
 - c. Shared Secret: **provided in the document you were sent**
 - d. Privacy: **Send Name and Email/Username of user who launches the tool**
 - e. Match By: **URL**
 - f. Domain/URL: **https://learn.eltngl.com/lti/v1/launch**
 - g. Custom Parameters: **leave blank**
3. Click **Submit**

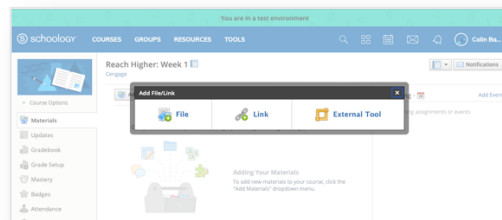


ADD THE LTI LINK TO YOUR COURSE

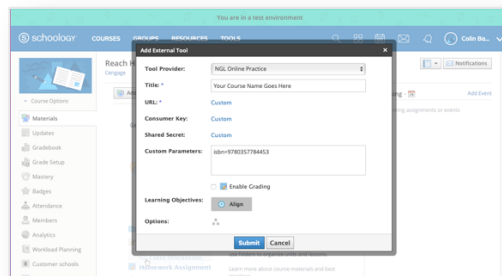
1. Navigate to your course
-

2. Click on the **Add Materials** and select **Add File/Link/External Tool**
-

3. Click **External Tool**

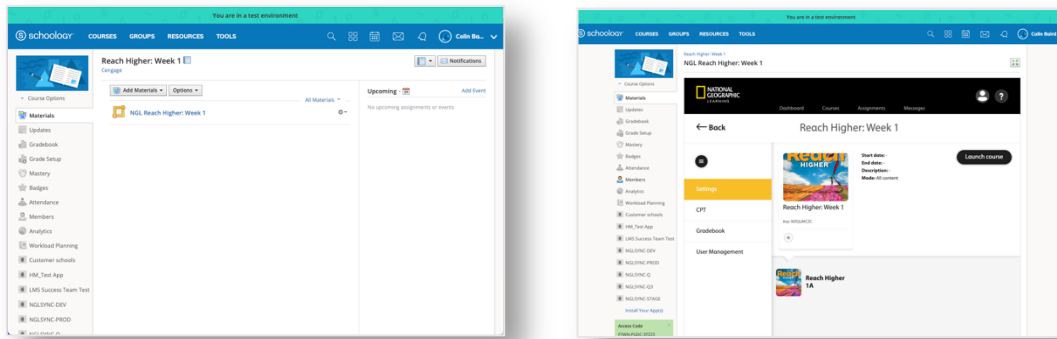


4. From the Tool Provider dropdown select the **NGL Online Practice** tool
 - a. Title: **enter a title the student will recognize.** Ex: **NGL – Book Title**
 - b. URL: **do not change**
 - c. Consumer Key: **do not change**
 - d. Shared Secret: **do not change**
 - e. Custom Parameters: **enter the ISBN for the book used in the course. These were provided in the LTI connection document you were sent:**
 - i. Ex: **isbn=9780357784457** (note use the syntax should be as shown with no spaces)



5. Click **Save Changes**
-

6. Click on the newly created LTI link and confirm your course launches in the NGL Online Practice platform.
7. Confirm your LMS course name matches the NGL Online Practice course.
8. Proceed to make assignments in the NGL Online Practice platform.



Proceed to make assignments in the NGL Online Practice platform.

Note: only one NGL OLP LTI Link can be associated with a course.